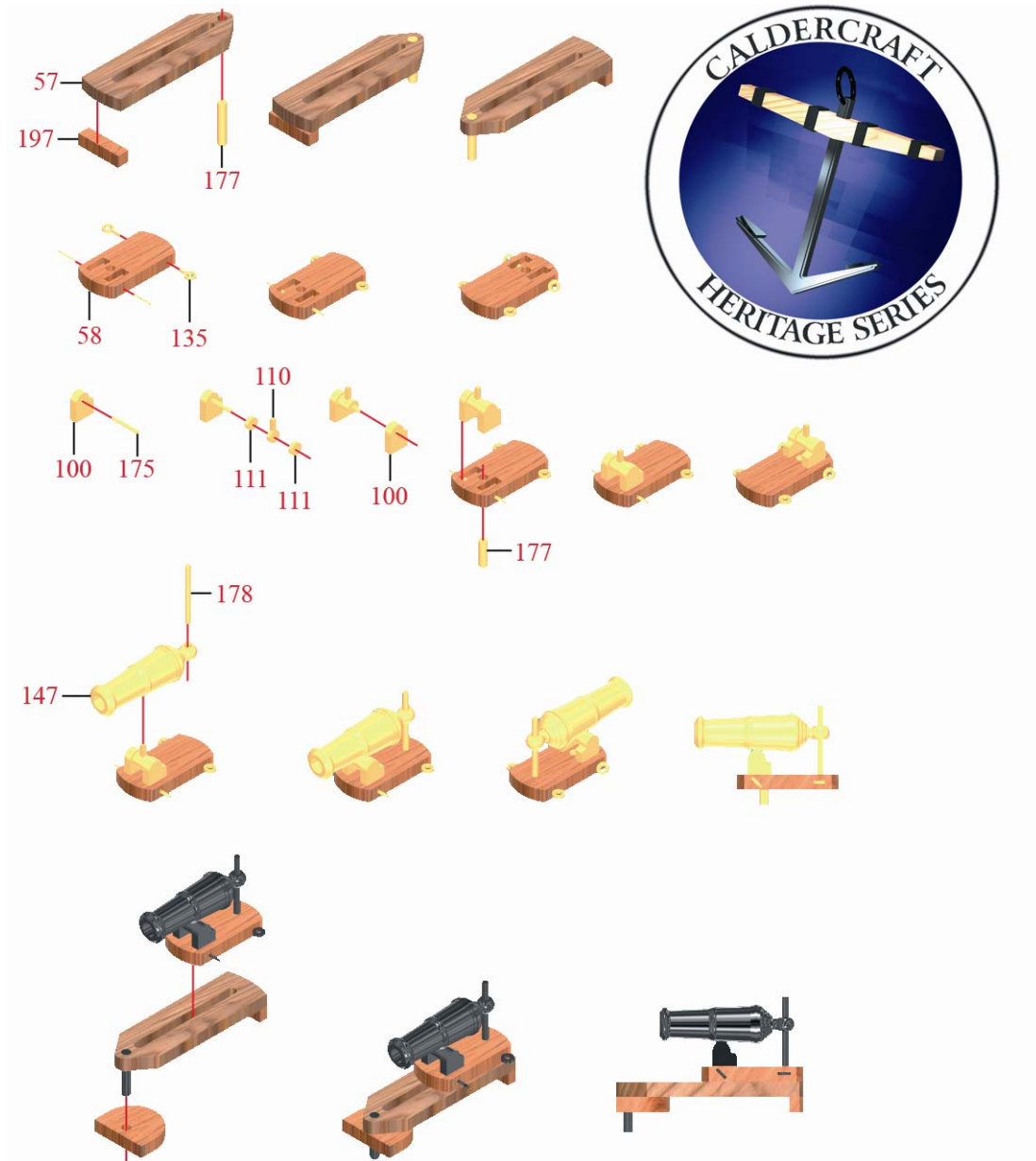


H.M. SCHOONER PICKLE

THE TRAFALGAR DISPATCH



Manual 2 of 2

Parts List, Part Identification & Nautical Terminology

Additional photos of every stage of construction can be found on our website at:
<http://www.jotika-ltd.com>

Heritage Series Kits manufactured and distributed by JoTiKa Ltd.
Model Marine Warehouse, Hadzor, Droitwich, WR9 7DS.
Tel ~ +44 (0) 1905 776 073
Fax ~ +44 (0) 1905 776 712
Email ~ heritage@jotika-ltd.com

Index

For easy reference, the parts list and part identification manual has been split into well-defined categories as follows:

Category	Part Number Range	Page(s)
5mm Ply	1 – 17	2 – 3
5mm Walnut	20 – 23	4
4mm Walnut	25 – 28	4
3mm Ply	30 – 33	5
3mm Walnut	35 – 44	6
2mm Walnut	50 – 53	7
1.5mm Walnut	55 – 85	7 – 8
0.8mm Ply	90 – 93	9
Brass Etchings	100 – 135	10 – 12
White Metal Castings	140 – 142	13
Copper, Brass & Plastic Fittings	145 – 153	13
Wooden Fittings	160 – 162	13
Blocks	165 – 171	13
Wire	175 – 178	13
Rigging Thread	180 – 187	14
Strip Wood	190 – 200	14
Birch Dowel	205 – 209	14
Nautical Terminology	A – Z	15 – 17

Notes on Handling Components

During the build it will be necessary to sand down large areas, (after the first and second planking and at other stages) it is therefore advisable to work in a well ventilated area and / or wear appropriate protection. The same applies when using paints, stains, glues, fillers etc. Good lighting is also essential to the model maker.

The structural parts of the model are cut from high quality birch plywood, the remaining wood parts are cut from high quality walnut ply and walnut.

Take particular care when removing parts with a craft knife and ensure all parts are identified and marked with pencil before removal. Lay the sheet from which you are going to cut the parts on a rigid flat cutting board for removal. Use a heavy-duty craft knife with a good strong blade to cut through the tabs holding the parts in place. It will also be an advantage to paint the brass etched fittings prior to removal from the sheet; they can then be touched up again when in place. Alternatively, when cutting brass or copper parts, a good pair of stout scissors will suffice.

Before each stage of construction, study both the manual and the plans until you are confident in the task ahead.

The majority of the model will be painted during various stages of the build. It is important to think ahead to the next stage in the construction process and paint the various parts at a convenient time, usually before securing on the model. It is often a good idea to paint parts for the next stage and while they are drying you can be working on the current stage.

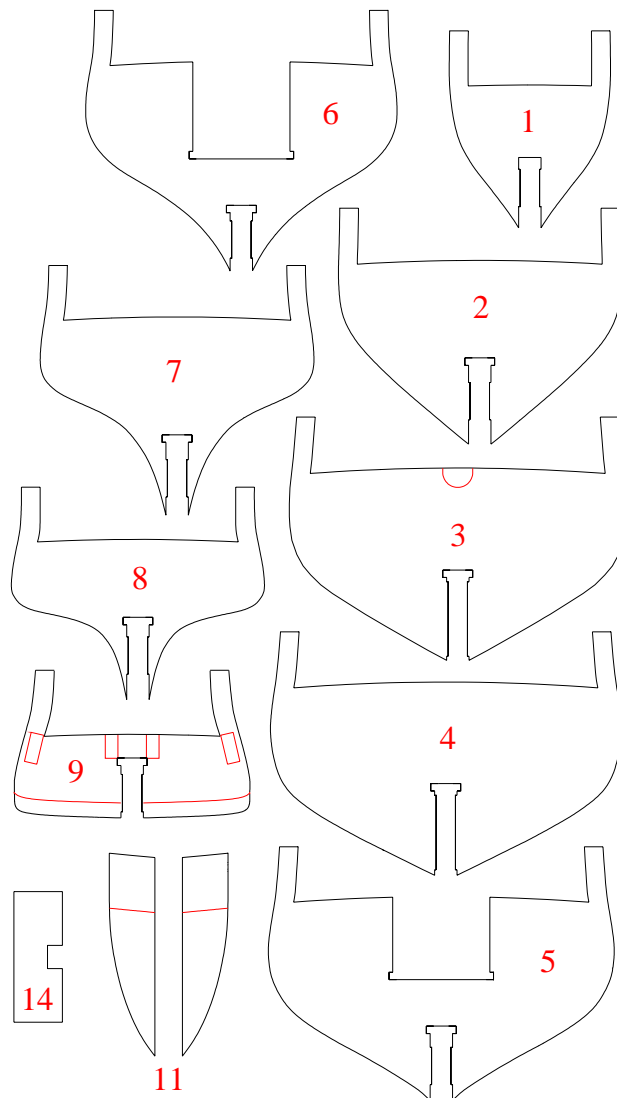
Wherever possible, offer the parts together in a 'dry' fit before final assembly.

Note: You will find that there are 'extras' of many of the brass etched components and all delicate parts, as long as you have followed the build instructions and plans you should not be concerned by leftovers. Any quantities marked with an asterisk like this* denote required quantities to complete the model and there are definitely extras of this item provided.

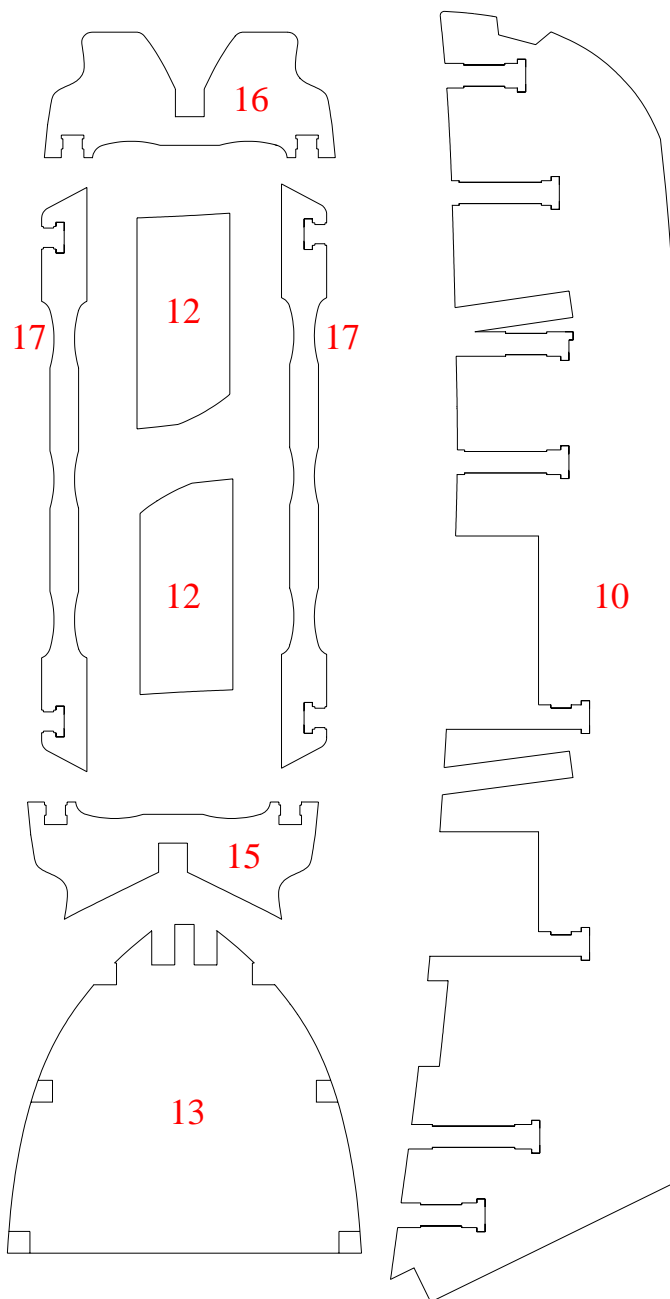
5mm Ply

Part No.	Description	Material	Quantity
1	Bulkhead 1	5mm Ply	1
2	Bulkhead 2	5mm Ply	1
3	Bulkhead 3	5mm Ply	1
4	Bulkhead 4	5mm Ply	1
5	Bulkhead 5	5mm Ply	1
6	Bulkhead 6	5mm Ply	1
7	Bulkhead 7	5mm Ply	1
8	Bulkhead 8	5mm Ply	1
9	Bulkhead 9	5mm Ply	1
10	Keel	5mm Ply	1
11	Bow plank termination pattern (Fore)	5mm Ply	2
12	Bow plank termination pattern (Aft)	5mm Ply	2
13	Gunport pattern former	5mm Ply	1
14	Waterline jig	5mm Ply	1
15	Buiding cradle end (Fore)	5mm Ply	1
16	Buiding cradle end (Aft)	5mm Ply	1
17	Buiding cradle braces	5mm Ply	2

5mm Ply Sheet 1



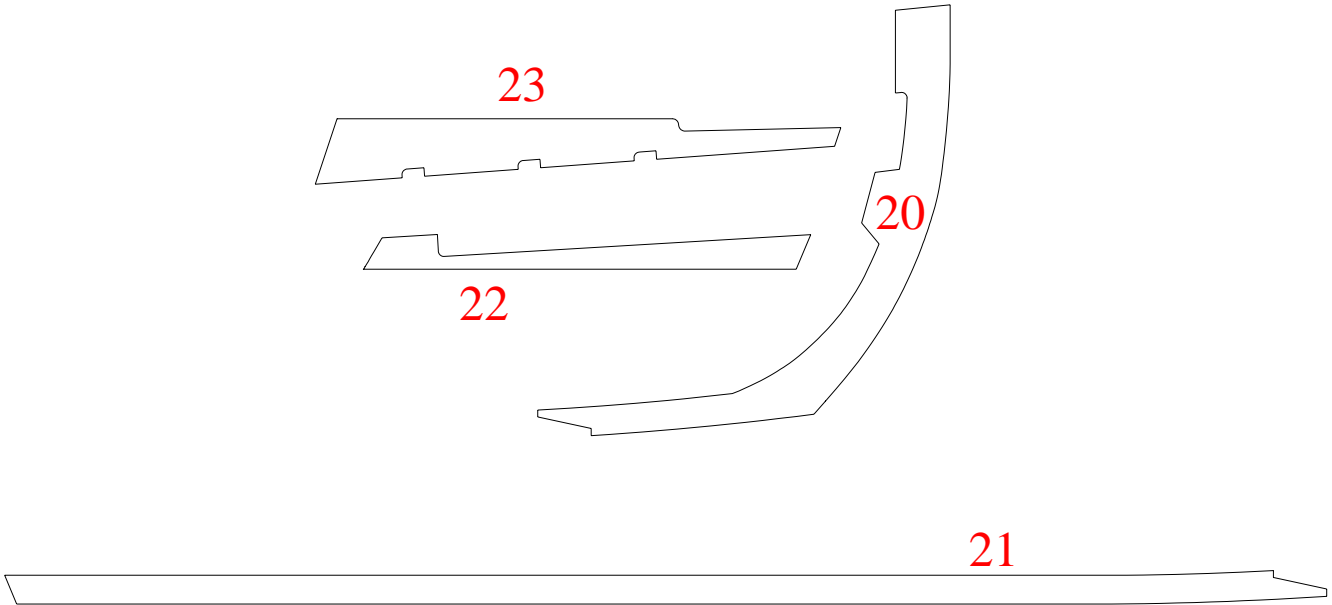
5mm Ply Sheet 2



5mm Walnut

Part No.	Description	Material	Quantity
20	Stem	5mm Walnut	1
21	False Keel	5mm Walnut	1
22	Stern post	5mm Walnut	1
23	Rudder	5mm Walnut	1

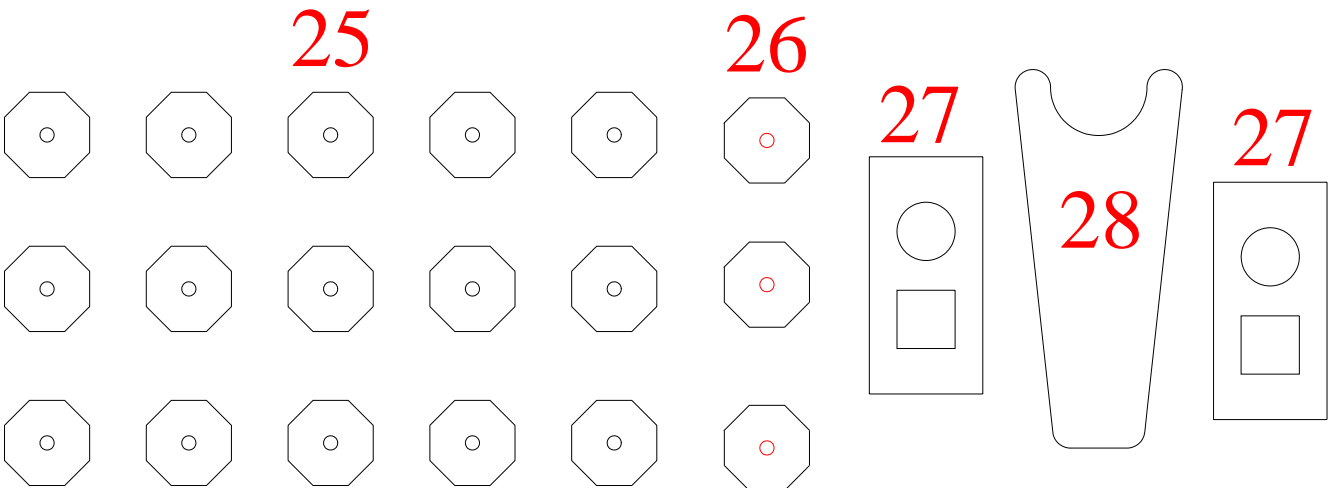
5mm Walnut Sheet



4mm Walnut

Part No.	Description	Material	Quantity
25	Windlass barrel octagon (Thick)	4mm Walnut	11*
26	Windlass barrel ends	4mm Walnut	2*
27	Main & foremast caps	4mm Walnut	2
28	Driver boom jaws	4mm Walnut	1

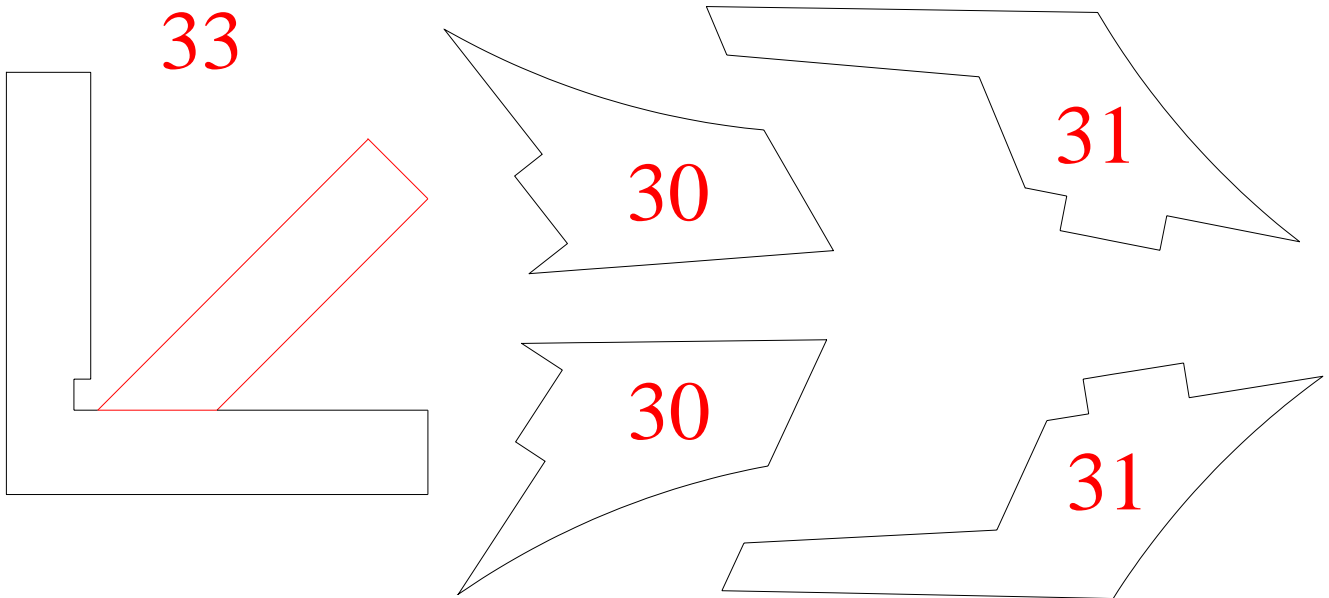
4mm Walnut Sheet



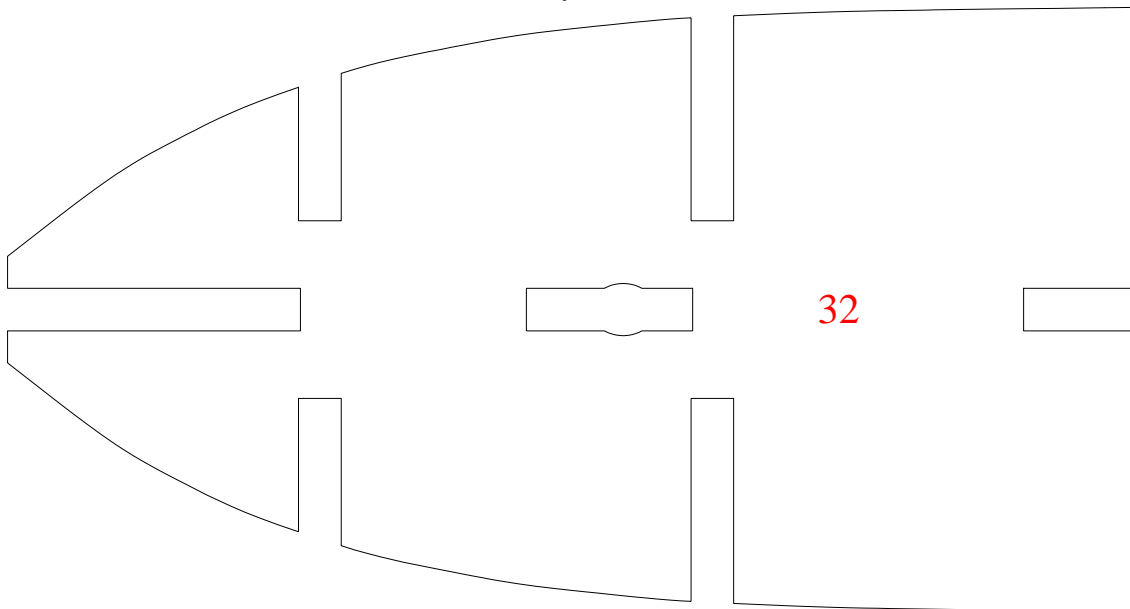
3mm Ply

Part No.	Description	Material	Quantity
30	Stern extension (Inner)	3mm Ply	2
31	Stern extension (Outer)	3mm Ply	2
32	False deck	3mm Ply	1
33	Dowel centring jig	3mm Ply	1

3mm Ply Sheet 1



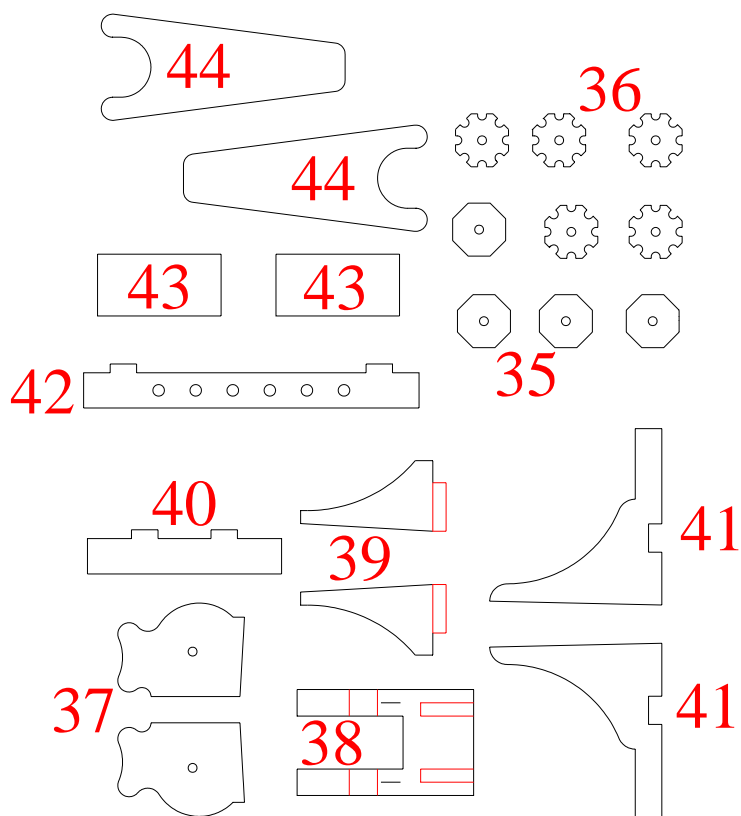
3mm Ply Sheet 2



3mm Walnut

Part No.	Description	Material	Quantity
35	Windlass barrel octagon (Narrow)	3mm Walnut	2*
36	Windlass barrel pawl ring	3mm Walnut	2*
37	Windlass standard	3mm Walnut	2
38	Pawl bitts	3mm Walnut	1
39	Pawl bitts standard	3mm Walnut	2
40	Pawl bitts crosspiece	3mm Walnut	1
41	Fore bitts	3mm Walnut	2
42	Fore bitts crosspiece	3mm Walnut	1
43	Bowsprit cap	3mm Walnut	1*
44	Gaff jaws	3mm Walnut	2

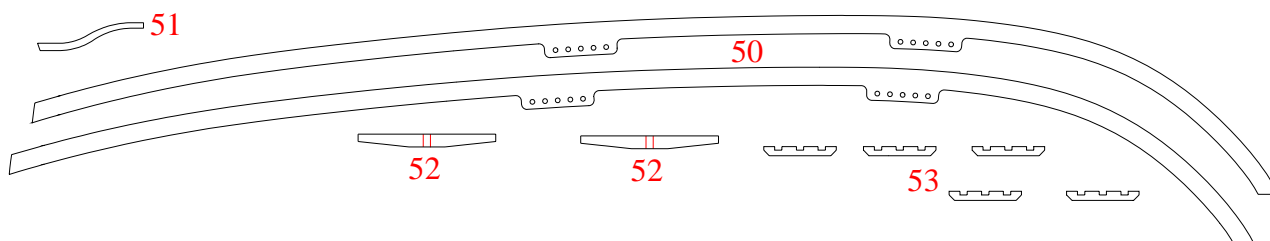
3mm Walnut Sheet



2mm Walnut

Part No.	Description	Material	Quantity
50	Capping rail	2mm Walnut	2
51	Tiller	2mm Walnut	1
52	Anchor stocks	2mm Walnut	2
53	Lower top trestletrees	2mm Walnut	4*

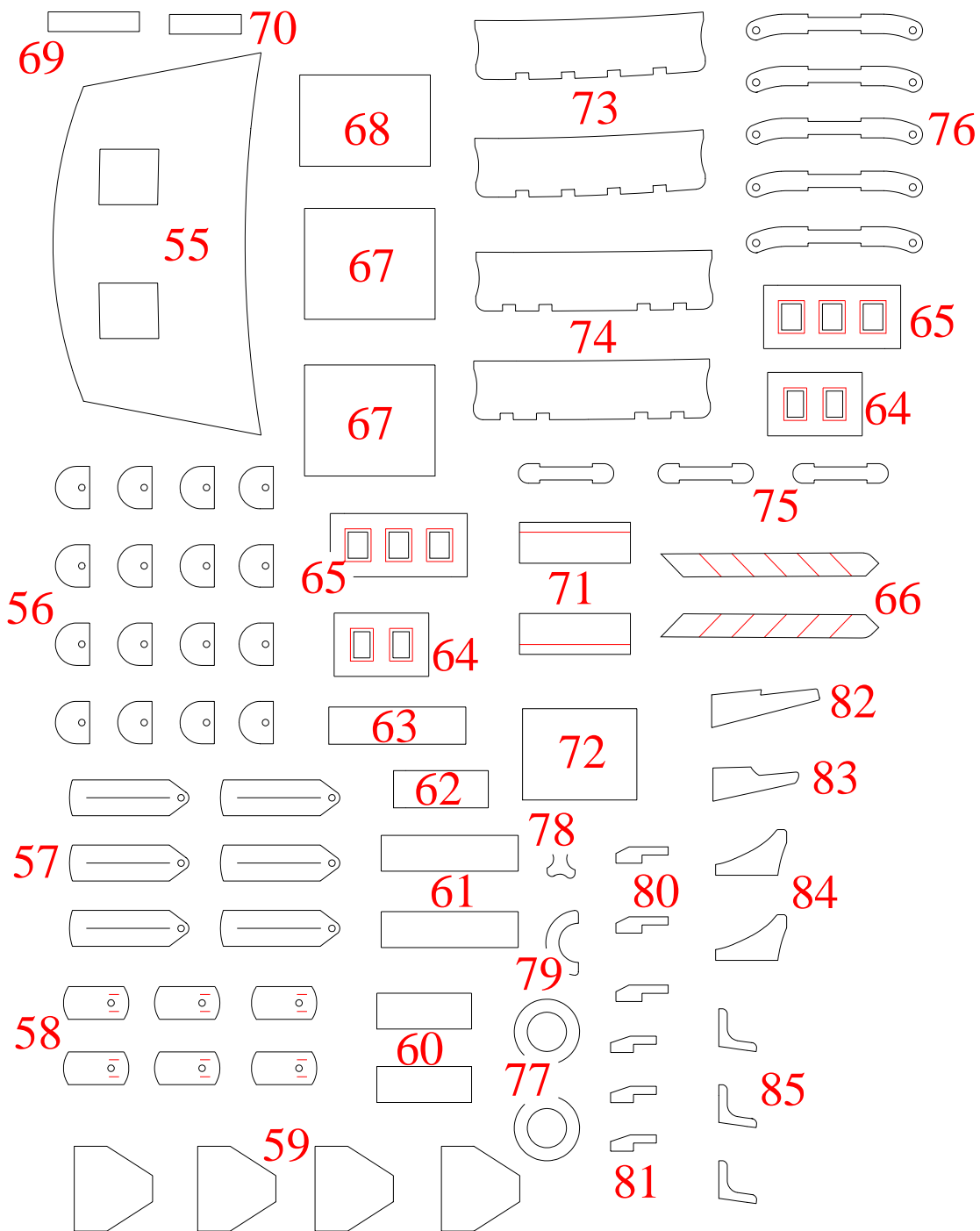
2mm Walnut Sheet



1.5mm Walnut

Part No.	Description	Material	Quantity
55	Stern fascia	1.5mm Walnut	1
56	Carronade deck block	1.5mm Walnut	16
57	Carronade sliding bed	1.5mm Walnut	6
58	Carronade carriage	1.5mm Walnut	6
59	Skylight ends	1.5mm Walnut	4
60	Skylight sides (short)	1.5mm Walnut	2
61	Skylight sides (long)	1.5mm Walnut	2
62	Skylight tops (short)	1.5mm Walnut	1
63	Skylight tops (long)	1.5mm Walnut	1
64	Skylight openings (short)	1.5mm Walnut	2
65	Skylight openings (long)	1.5mm Walnut	2
66	Companion-ladder sides	1.5mm Walnut	2
67	Companion sides	1.5mm Walnut	2
68	Companion back	1.5mm Walnut	1
69	Companion hinge support	1.5mm Walnut	1
70	Companion coaming	1.5mm Walnut	1
71	Companion doors	1.5mm Walnut	2
72	Companion roof	1.5mm Walnut	1
73	Foremast channel	1.5mm Walnut	2
74	Mainmast channel	1.5mm Walnut	2
75	Lower top crosstrees (short)	1.5mm Walnut	2*
76	Lower top crosstrees (long)	1.5mm Walnut	4*
77	Mast coats	1.5mm Walnut	2
78	Jib-boom saddle	1.5mm Walnut	1
79	Driver boom saddle	1.5mm Walnut	1
80	Lower yard sling cleats	1.5mm Walnut	2*
81	Topmast yard sling cleats	1.5mm Walnut	2*
82	Launch rudder	1.5mm Walnut	1
83	Jolly boat rudder	1.5mm Walnut	1
84	Ship's boat chocks	1.5mm Walnut	2
85	Launch Knees	1.5mm Walnut	2*

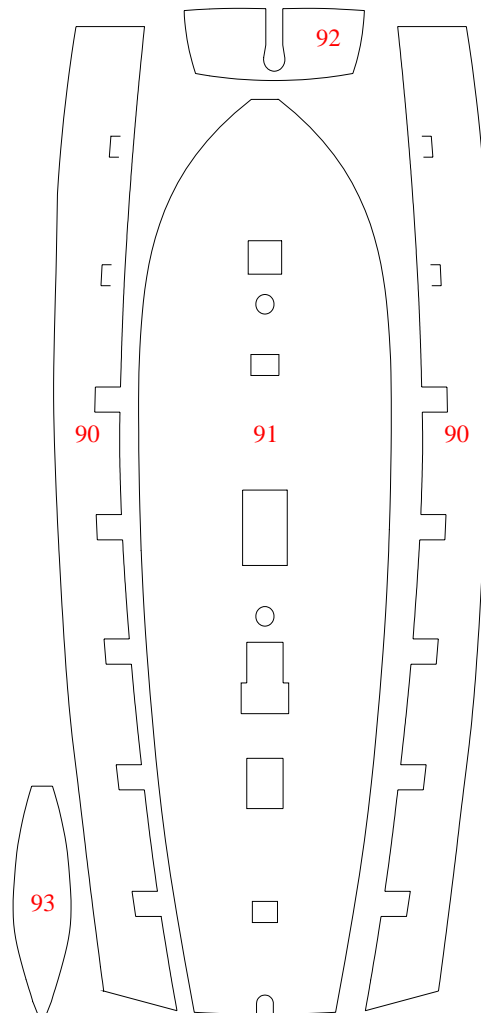
1.5mm Walnut Sheet



0.8mm Ply

Part No.	Description	Material	Quantity
90	Gunport pattern	0.8mm Ply	2
91	Upper gun deck	0.8mm Ply	1
92	Stern counter	0.8mm Ply	1
93	Launch bottom boards	0.8mm Ply	1

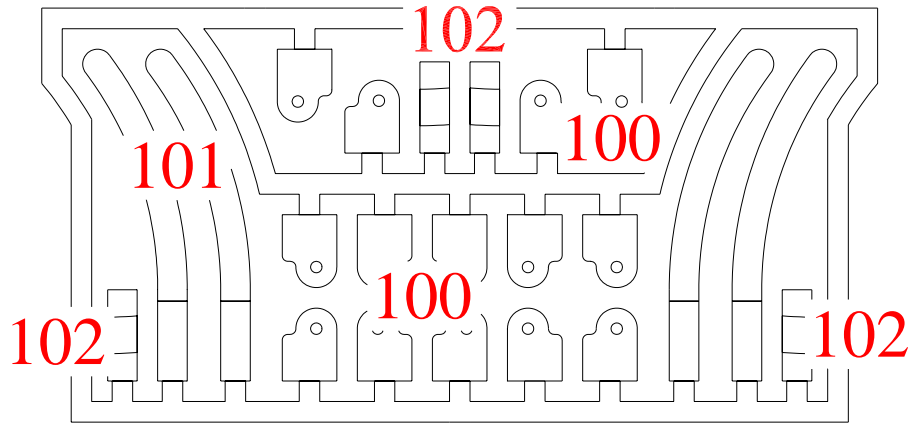
0.8mm Ply Sheet



0.9mm Etched Brass

Part No.	Description	Material	Quantity
100	Carronade trunnions	0.9mm Brass	12*
101	Companion roof guide	0.9mm Brass	2*
102	Companion roof guide plate	0.9mm Brass	2*

0.9mm Etched Brass Sheet



0.5mm Etched Brass

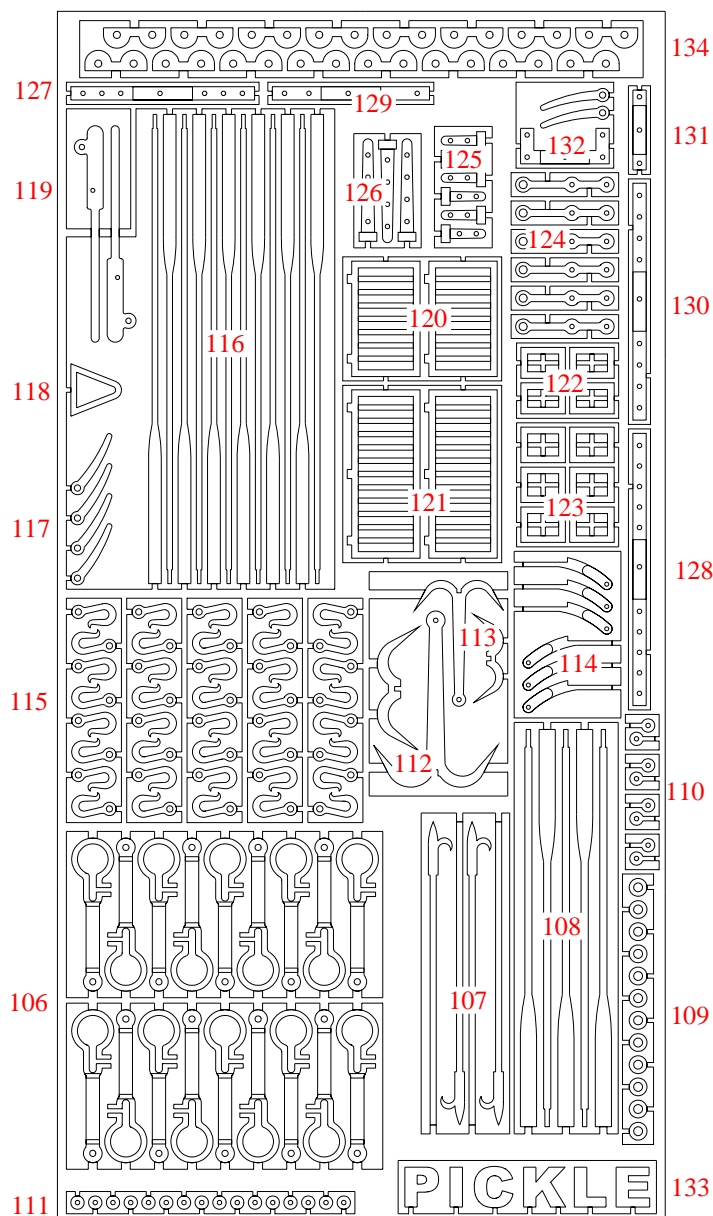
Part No.	Description	Material	Quantity
105	Nameplate	0.5mm Brass	1
106	Deadeye strops	0.5mm Brass	16*
107	Boat hooks	0.5mm Brass	4
108	Jolly boat oars	0.5mm Brass	4*
109	Scuppers	0.5mm Brass	8*
110	Carronade trunnion spigot	0.5mm Brass	6*
111	Carronade trunnion bearings	0.5mm Brass	12*
112	56lb grapnel for launch	0.5mm Brass	1
113	40lb grapnel for jolly boat	0.5mm Brass	1
114	Elm tree pump yoke halves	0.5mm Brass	4*
115	Rigging hooks	0.5mm Brass	14*
116	Launch oars	0.5mm Brass	12
117	Windlass pawl halves	0.5mm Brass	4*
118	Gammoning ring	0.5mm Brass	1
119	Elm tree pump brake handles	0.5mm Brass	2
120	Skylight protective bars (short)	0.5mm Brass	2
121	Skylight protective bars (long)	0.5mm Brass	2
122	Short skylight window frames	0.5mm Brass	4
123	Long skylight window frames	0.5mm Brass	6
124	Backstay 'iron' hull straps	0.5mm Brass	4*
125	Companion door hinges	0.5mm Brass	4*
126	Companion roof hinges	0.5mm Brass	2*
127	Rudder pintle strap	0.5mm Brass	1
128	Hull gudgeon strap	0.5mm Brass	1
129	Rudder pintle strap	0.5mm Brass	1
130	Hull gudgeon strap	0.5mm Brass	1
131	Rudder pintle strap	0.5mm Brass	1
132	Hull gudgeon strap	0.5mm Brass	1
133	PICKLE' text	0.5mm Brass	1
134	Double parrel ribs	0.5mm Brass	5*

0.5mm Etched Brass Sheet 1

105

HM SCHOONER PICKLE
CARRYING COLLINGWOOD'S
DISPATCHES AND NEWS OF
NELSON FROM TRAFALGAR


0.5mm Etched Brass Sheet 2



0.3mm Etched Brass

Part No.	Description	Material	Quantity
135	Brass eyelets	0.3mm Brass	146*

0.3mm Etched Brass Sheet



White Metal Castings

Part No.	Description	Material	Quantity
140	Bower anchor	Casting	1
141	Bower anchor palms	Casting	2
142	Cleats (small)	Casting	16*

Copper, Brass & Plastic Fittings

Part No.	Description	Material	Quantity
145	Copper eyelets	Copper	62*
146	Copper plates	Copper	500*
147	Turned brass 12pdr carronades	Brass	6
148	Dome head pins	Brass	70*
149	Flat head pins	Brass	300
150	Parrel beads	Plastic	30*
151	Glazing acetate	Acetate	1
152	19' launch	Resin	1
153	14' jolly boat / cutter	Resin	1

Wooden Fittings

Part No.	Description	Material	Quantity
160	Cartridge paper (A4)	Paper	1
161	Grating strips	Wood	60pcs
162	Belaying pins	Wood	26*

Blocks

Part No.	Description	Material	Quantity
165	2.5mm deadeyes	Block	6*
166	3.5mm deadeyes	Block	36*
167	2.5mm single blocks	Block	25*
168	3mm single blocks	Block	41*
169	3mm double blocks	Block	15*
170	5mm single blocks	Block	5*
171	5mm double blocks	Block	1*

Wire

Part No.	Description	Material	Quantity
175	0.50mm brass wire (300mm)	Brass Wire	1
176	0.70mm brass rod (200mm)	Brass Rod	1
177	1.00mm brass rod (200mm)	Brass Rod	1
178	1.50mm brass rod (300mm)	Brass Rod	1

Rigging Thread

Part No.	Description	Material	Quantity
180	0.10mm natural thread	Thread	38m*
181	0.25mm black thread	Thread	25m*
182	0.25mm natural thread	Thread	15m*
183	0.50mm black thread	Thread	7m*
184	0.50mm natural thread	Thread	2m*
185	0.75mm black thread	Thread	10m*
186	1.00mm black thread	Thread	2m*
187	1.30mm natural thread	Thread	0.5m*

Strip Wood

Part No.	Description	Material	Quantity
190	1x4mm lime (400mm)	Strip Wood	32*
191	1x4mm tanganyika (400mm)	Strip Wood	27*
192	0.5x2mm walnut (400mm)	Strip Wood	2
193	0.5x4mm walnut (400mm)	Strip Wood	2
194	1x3mm walnut (400mm)	Strip Wood	1
195	1x4mm walnut (400mm)	Strip Wood	56*
196	1x5mm walnut (100mm)	Strip Wood	1
197	1.5x1.5mm walnut (400mm)	Strip Wood	3
198	1.5x5mm walnut (200mm)	Strip Wood	1
199	2x3mm walnut (400mm)	Strip Wood	2
200	4x4mm walnut (400mm)	Strip Wood	1

Birch Dowel

Part No.	Description	Material	Quantity
205	2mm dowel (100mm)	Birch Dowel	1
206	3mm dowel (450mm)	Birch Dowel	1
207	4mm dowel (200mm)	Birch Dowel	3
208	5mm dowel (200mm)	Birch Dowel	1
209	6mm dowel (300mm)	Birch Dowel	2

Nautical Terminology

A	
Aft	~ Abbreviation of abaft meaning the hinder part of the ship, or that nearest the stern. All that part of a vessel which lies near the transom, or in that direction.
After	~ All that part of a vessel which lies near the transom, or in that direction.
Anchor Palm	~ The broadest part of the arm of an anchor, terminating in a point to fix in the ground.
Anchor Square	~ The upper part of the shank.
Anchor Stock	~ The cross-bar of an anchor, which causes one or other of the palms to turn to the bottom.
Arse (of a Block)	~ The end of a block farthest from the running sheave, i.e. farthest from the 'hole' through model blocks.
Athwartships	~ Perpendicular to the fore-and-aft centreline of a ship; across a vessel from side to side.
B	
Bearding Line	~ The point, on a model, at which the hull planking begins to feather into the keel to form a flush fitting with the stern post.
Becket	~ A loop at the end of a line. Also an eye in the end of a block through in to secure a line.
Belaying Point	~ The designated position of securing the running end of rigging.
Bevelling	~ Any alteration from a square in shaping timber. In ship building it is the art of shaping a timber with a proper and regular curve, according to a mould (or plank) laid on one side of its surface.
Black strake	~ The strengthening plank immediately above the wale on a ship's side.
Brake Handle (Elm Tree Pump)	~ A lever for a working machine; a handle, as of a pump.
Breech Rope	~ A strong rope attached to the breech of a gun (the after end) to secure it to a ship's side.
Bulwark	~ The side of a ship projecting above a deck.
Butt Shift System	~ The system of offsetting the ends of adjacent planks such that they do not all terminate on the same cross beams. Two butt shift, implies every other (every second) plank end aligns. Three butt shift, implies every third plank end aligns etc.
C	
Cable Laid	~ A rope formed from three strands laid in left turns.
Camber	~ Anything that curves upwards, as in an arch.
Capping Rail	~ Timber rail covering the upper edge of the vessel's frames.
Cascable	~ The part behind the basering of a cannon.
Channel	~ A flat piece of timber projecting horizontally from a ship's side to spread the shrouds.
Chase ports	~ The gunports at the bows and transom of a ship, used during a chase.
Cheese (of Rope)	~ To whirl round and coil a rope into a tight circular form.
Coaming	~ Part of the surrounds of a hatch fitted running fore-and-aft on a vessel.
Coil	~ Rope lay in regular folds for the convenience of stowage, and hanging upon cleats, to prevent its being entangled.
Companion	~ A wooden hood placed over an entrance or staircase.
Companion-ladder	~ The ladder by which the officers ascend to, or descend from, the quarterdeck.
Companionway	~ A hatch and stairway.
Connecting Rod (Elm Tree Pump)	~ A length of rod which connects the brake handle to the piston which moves water.
Crown (of a Block)	~ The end of a block nearest to the running sheave, i.e. closest to the 'hole' through model blocks.
D	
Dry fit	~ The process of temporarily fitting a component without using glue. Dry refers only to the lack of glue, dry fitted parts can be wet - for example planking is usually soaked in water before dry fitting and so will be wet.
E	
Eye splice	~ The forming of an eye or circle at the end of a rope on itself, or eye in the middle of a rope.

F	
Falls	~ The rope set up between blocks to form a tackle.
Feather	~ In shipbuilding is the process of tapering the edges of two timbers so that they meet flush.
Fid	~ A square bar of wood used to support the weight of the topmast when erected at the head of the lower mast, against the trestletrees. Likewise to support the topgallant mast at the head of the topmast, against the trestletrees.
Fore	~ All that part of a vessel which lies near the stem (bows), or in that direction.
Fore-and-Aft	~ Lengthwise from bow to stern; perpendicular to athwartships; lying in the direction of the ships length; in a line parallel to the keel.
Forward	~ All that part of a vessel which lies near the stem (bows), or in that direction.
G	
Gudgeon	~ The bearing of a shaft, especially when made of a separate piece.
Gun Tackle	~ Rope and block pulley for drawing a carriage.
H	
Head Ledge	~ Part of the surrounds of a hatch fitted running across the width of the vessel, (athwartships).
Hogging	~ The ship structure is said to be 'hogging' when the ends tend to droop and the middle to come up, this condition is most severe when the ship is poised on a wave with the crest amidships.
Horses	~ A foot rope reaching from the opposite quarter of a yard to its arms or shoulders. Used for the sailors to tread on while loosing, reefing, furling the sails etc.
Hounds (of a Mast)	~ The projection(s) on a mast which support rigging.
I	
Inboard	~ Toward a boats centreline; away from the outside, toward the centre; within the sides of or towards the centreline of a ship.
K	
Knee	~ Timbers formed in a right angle, or to fit the required angle between two surfaces and used to secure those surfaces firmly together.
L	
Lanyard	~ A length of rope used for securing something or tightening rigging.
Linings	~ The raised surrounds of hatches incorporating both the coamings and head ledges.
M	
Mast Coat	~ The wooden mast surround on deck which helped prevent water passing down to the decks below.
Mouse	~ A pear shaped ball of yarn wrought on the collars of stays in order to prevent the running eye from slipping.
N	
Navel pipes	~ A pipe through the deck through which the anchor cable passes.
O	
Oar blade	~ The flat outboard end of an oar which is moved through the water to propel the boat.
Oar loom	~ The inboard end of the oar running between the blade and handle.
Outboard	~ Toward or beyond a boats sides in a lateral direction from the centreline; away from the centre, toward the outside.
P	
Pendant (rigging)	~ A length of rope which is attached to a block or tackle and is used to transmit the efforts of the tackle to a distant object e.g. an eyelet.
Pintle	~ A bolt or pin, especially one on which something turns.
Port	~ The larboard or left side of a ship.
Prow	~ The foremost end of a vessel.
Puddening	~ A wreath of yarn spun around the ring of an anchor to prevent chafing.

R	
Rake (of a Mast)	~ A measurement of the angle of the mast leaning toward the bow or stern.
Ringbolt	~ A bolt with an eye at one end which is fitted with a ring.
Rowlocks	~ A contrivance serving as a fulcrum for an oar.
S	
Sagging	~ The ship structure is said to be sagging when the middle tends to droop and the ends to come up, this condition is most severe when the ship is poised between waves with the trough amidships.
Score	~ A notch.
Scupper	~ Round openings cut, in a down and outward angle, through the waterways and sides of a vessel in order to carry water off the deck into the sea.
Sheave	~ The wheel on which a rope works, usually through a block.
Sister block	~ A block with two sheave holes, one above the other.
Standard	~ An upright post or pillar.
Starboard	~ The right side of a ship.
Stealers	~ A regular plank cut for in-filling gaps between hull planks, usually of a triangular shape.
Stern	~ The aftermost end of a vessel.
Stirrups	~ Ropes with eyes in their ends, through which the horses / foot ropes rove, and by which they are supported.
Swarf	~ debris resulting from metalworking operation.
T	
Trunnion	~ Either of a pair of side projections on which anything (as formerly a big gun) is pivoted to move in a vertical plane.
W	
Wale	~ Bands of heavy planking on each side of a ship, between waterline and gunports. These were intended to stiffen the hull fore-and-aft to help overcome the problem of hogging [†] and sagging [†] .
Waterline	~ The line on a ship to which she is submerged; the water level.
Whipping	~ To put several turns, of a smaller rope, upon the end of a rope to prevent it from unravelling.
Y	
Yoke Halves (Elm Tree Pump)	~ A frame which joins together.